

Scaled data based on original data using
LM-79-08 Approved Method: Electrical and Photometric Measurements of Solid-
State Lighting Products

Test Report Prepared for
Cooper Lighting Solutions
(formerly Eaton)

Brand: McGRAW-EDISON

Report Number: P228807

Luminaire Tested: **ISC-AF-1000-LED-E1-RW-7030**

Issue Date: 3/3/2020

Test Information

Test Method: LM-79-08
Report Number: P228807
TEST IS SCALED FROM IESNA LM-79-08 TEST DATA (P29765)
Test Lab: INNOVATION CENTER-P2
Issue Date: 3/3/2020
Manufacturer: COOPER LIGHTING SOLUTIONS (FORMERLY EATON)
Product Line: MCGRAW-EDISON
Catalog Number: ISC-AF-1000-LED-E1-RW-7030
Description: IMPACT ELITE LED CYLINDER LUMINAIRE
LIGHT SQUARE WITH ACCULED OPTICS-RECTANGULAR WIDE TYPE I
Light Source: (16) 3000K CCT, 70 CRI LEDs
Ballast/Driver: ELECTRONIC DRIVER

Summary

Lumens per Lamp: N/A
Luminaire Lumens: 5106 lumens
Efficiency: N/A
Efficacy: 93.5 lumens/watt
Luminous Opening: Rectangular (W 0.5' x L: 0.5' x H: 0')
IES Classification: Type II - Medium - Full Cutoff
BUG Rating: B2 - U0 - G2

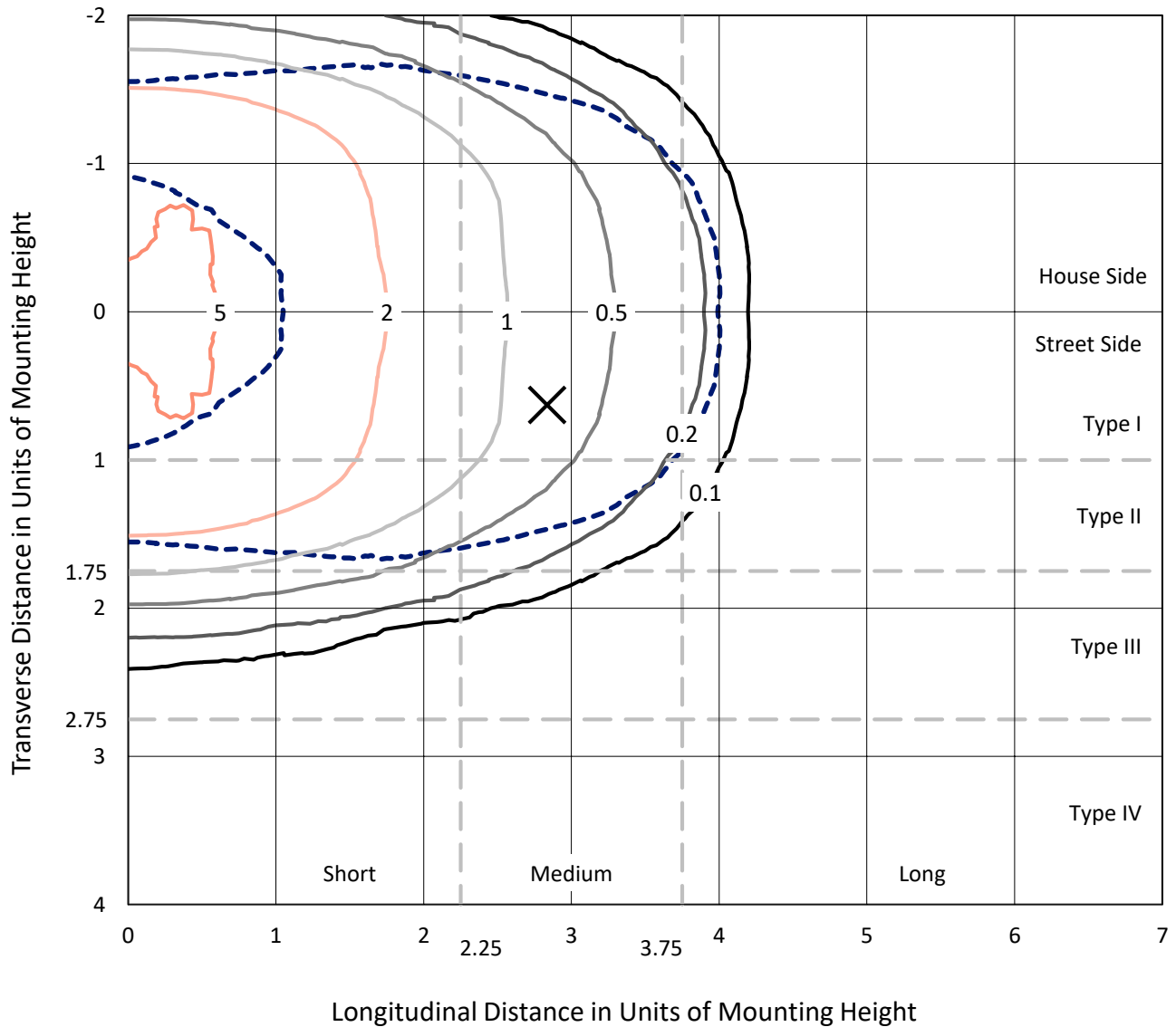
Input Watts (W): 54.6
Input Voltage (V): 120
Input Current (Ain): NR
Voltage Rise (V): NR
Power Factor: NR
Total Harmonic Distortion (THDi): NR
Frequency (hertz): 60
Stabilization Time: NR
Operation Time: NR
Ambient Temperature (°C): NR
Test Distance: 25 FT



REPORT NUMBER: P228807
 CATALOG NUMBER: ISC-AF-1000-LED-E1-RW-7030

Iso-Footcandle Lines of Horizontal Illumination

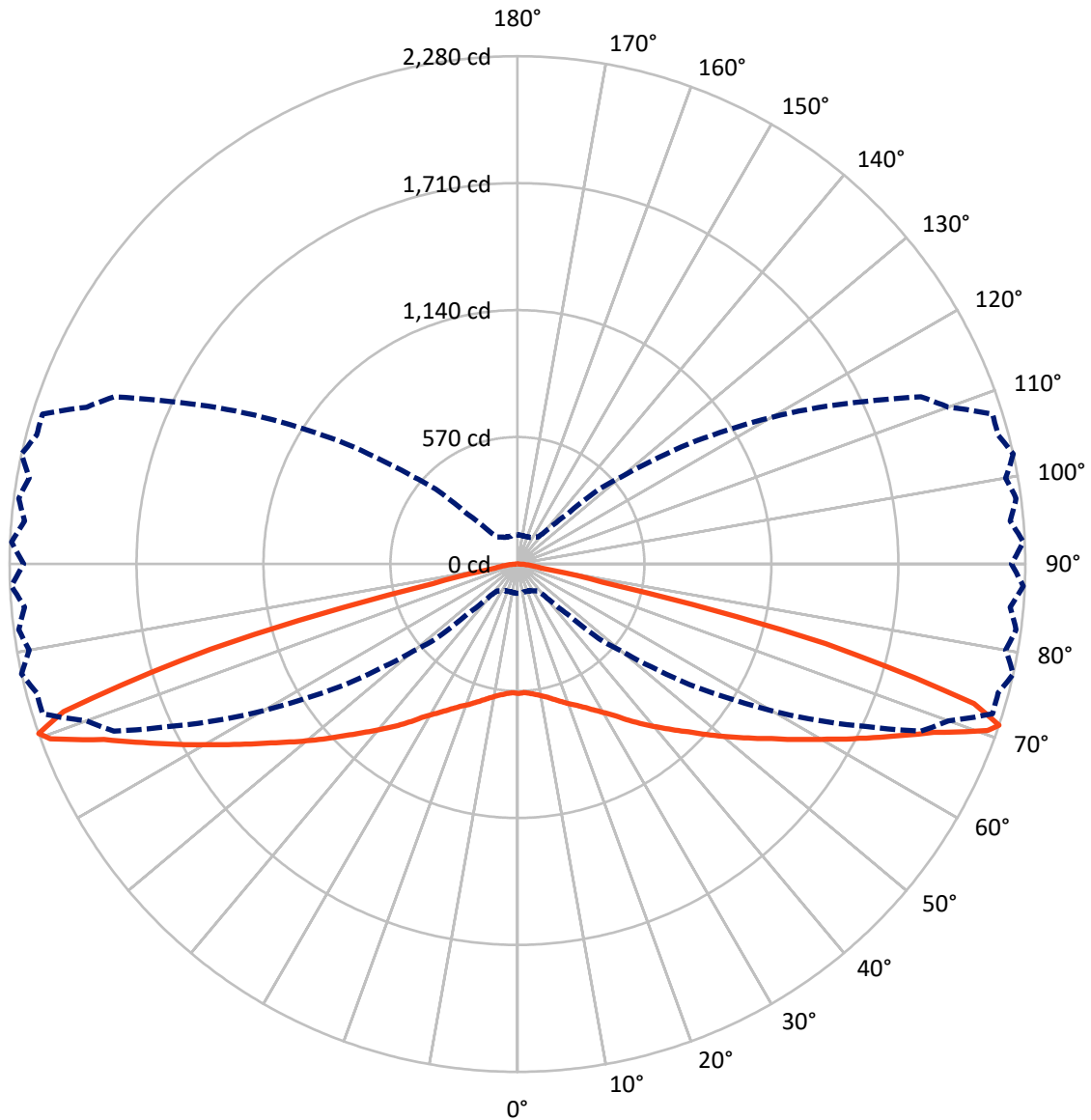
× Max cd
 - - - 1/2 Max cd



Based on 10 foot mounting height. Maximum calculated value = 6 fc
 Type II - Medium - Full Cutoff

REPORT NUMBER: P228807
CATALOG NUMBER: ISC-AF-1000-LED-E1-RW-7030

Luminous Intensity Polar Plot



— Vertical Plane Through 77.5-Deg Lateral - - - Horizontal Cone Through 71-Deg Vertical

REPORT NUMBER: P228807

CATALOG NUMBER: ISC-AF-1000-LED-E1-RW-7030

FLUX DISTRIBUTION:

		Downward	Upward	Total
House Side	Lumens	2553.0	0.0	2553.0
	% Fixture	50.0	0.0	50.0
Street Side	Lumens	2553.0	0.0	2553.0
	% Fixture	50.0	0.0	50.0
Total	Lumens	5106.0	0.0	5106.0
	% Fixture	100.0	0.0	100.0

Coefficient of Utilization

ZONAL LUMENS:

Zone	Lumens	% Fixture
0°-10°	56.2	1.1
10°-20°	175.5	3.4
20°-30°	328.5	6.4
30°-40°	571.7	11.2
40°-50°	932.8	18.3
50°-60°	1287.3	25.2
60°-70°	1221.1	23.9
70°-80°	502.6	9.8
80°-90°	30.4	0.6
90°-100°	0.0	0.0
100°-110°	0.0	0.0
110°-120°	0.0	0.0
120°-130°	0.0	0.0
130°-140°	0.0	0.0
140°-150°	0.0	0.0
150°-160°	0.0	0.0
160°-170°	0.0	0.0
170°-180°	0.0	0.0
0°-90°	5106.0	100.0
0°-180°	5106.0	100.0



REPORT NUMBER: P228807

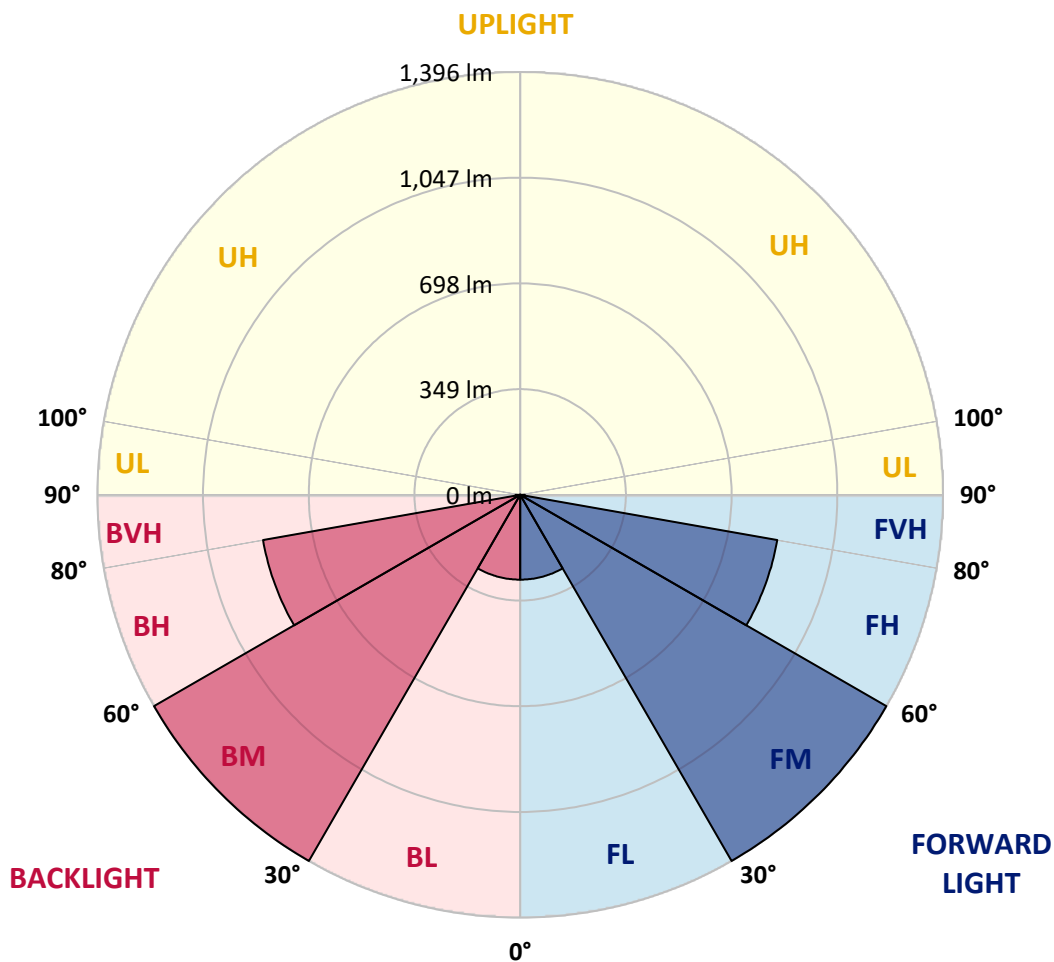
CATALOG NUMBER: ISC-AF-1000-LED-E1-RW-7030

LUMINAIRE CLASSIFICATION SYSTEM LUMEN TABLE AND BUG RATING:

Zone		Lumens	% Fixture	Zone Rating/Lumen Limit		
				B	U	G
FL	(0°-30°)	280.1	5.5			
FM	(30°-60°)	1395.9	27.3			
FH	(60°-80°)	861.9	16.9			G1/1800
FVH	(80°-90°)	15.2	0.3			G1/100
BL	(0°-30°)	280.1	5.5	B1/500		
BM	(30°-60°)	1395.9	27.3	B2/2500		
BH	(60°-80°)	861.9	16.9	B2/1000		G2/1000
BVH	(80°-90°)	15.2	0.3			G1/100
UL	(90°-100°)	0.0	0.0		U0/0	
UH	(100°-180°)	0.0	0.0		U0/0	

BUG Rating: B2-U0-G2

Type II Medium





REPORT NUMBER: P228807

CATALOG NUMBER: ISC-AF-1000-LED-E1-RW-7030

CANDELA DISTRIBUTION (FULL):

	0°	5°	15°	25°	35°	37.5°	40°	42.5°	45°	47.5°	50°
0°	581.4	581.4	581.4	581.4	581.4	581.4	581.4	581.4	581.4	581.4	581.4
2.5°	579.7	578.0	579.7	579.7	581.4	581.4	581.4	581.4	579.7	583.1	583.1
5°	579.7	579.7	581.4	581.4	584.8	588.2	583.1	584.8	586.5	584.8	588.2
7.5°	579.7	579.7	579.7	583.1	588.2	591.5	588.2	589.9	593.2	593.2	596.6
10°	574.6	573.0	576.3	583.1	591.5	596.6	594.9	601.7	600.0	601.7	605.1
12.5°	566.2	566.2	573.0	583.1	598.3	601.7	603.4	606.8	611.8	610.1	615.2
15°	567.9	569.6	576.3	589.9	608.5	611.8	613.5	613.5	622.0	618.6	628.7
17.5°	579.7	581.4	588.2	601.7	623.7	623.7	625.4	628.7	640.6	633.8	647.3
20°	598.3	600.0	606.8	622.0	642.3	640.6	643.9	647.3	662.5	655.8	669.3
22.5°	620.3	623.7	632.1	649.0	671.0	660.8	667.6	674.4	689.6	677.7	696.3
25°	650.7	655.8	664.2	682.8	706.5	694.6	701.4	706.5	723.4	706.5	725.1
27.5°	694.6	698.0	704.8	725.1	745.4	736.9	740.3	743.7	763.9	745.4	765.6
30°	747.0	752.1	758.9	777.5	797.7	784.2	791.0	794.4	811.3	792.7	809.6
32.5°	813.0	818.0	826.5	843.4	860.3	840.0	841.7	846.8	863.7	845.1	863.7
35°	890.7	894.1	905.9	926.2	938.0	905.9	907.6	907.6	929.6	904.2	924.5
37.5°	971.8	975.2	988.7	1009.0	1022.5	987.0	987.0	988.7	1009.0	980.3	998.9
40°	1056.3	1066.5	1081.7	1102.0	1112.1	1071.5	1074.9	1073.2	1096.9	1063.1	1081.7
42.5°	1140.8	1149.3	1171.3	1194.9	1206.8	1166.2	1167.9	1162.8	1186.5	1151.0	1166.2
45°	1213.5	1220.3	1247.3	1281.1	1299.7	1257.5	1257.5	1257.5	1281.1	1237.2	1255.8
47.5°	1272.7	1277.7	1306.5	1355.5	1385.9	1343.7	1347.0	1340.3	1375.8	1321.7	1347.0
50°	1314.9	1316.6	1353.8	1409.6	1462.0	1423.1	1428.2	1431.5	1465.4	1418.0	1440.0
52.5°	1328.5	1331.8	1374.1	1441.7	1517.7	1492.4	1511.0	1517.7	1548.2	1497.5	1527.9
55°	1281.1	1289.6	1353.8	1453.5	1556.6	1548.2	1570.1	1583.7	1622.5	1580.3	1612.4
57.5°	1122.3	1132.4	1222.0	1385.9	1565.1	1578.6	1609.0	1631.0	1686.8	1661.4	1696.9
60°	895.8	904.2	995.5	1193.2	1458.6	1541.4	1610.7	1673.2	1730.7	1735.8	1781.4
62.5°	615.2	627.0	714.9	904.2	1227.0	1336.9	1436.6	1539.7	1636.1	1752.7	1811.8
65°	300.8	307.6	382.0	564.5	900.8	1041.1	1157.7	1303.1	1392.7	1560.0	1656.3
67.5°	165.6	165.6	177.5	234.9	481.7	620.3	745.4	927.9	1019.2	1225.4	1348.7
70°	138.6	138.6	135.2	143.7	182.5	216.3	280.6	385.4	512.1	720.0	831.5
71°	131.8	130.1	128.5	131.8	147.0	153.8	180.8	236.6	321.1	496.9	606.8
72.5°	123.4	120.0	114.9	116.6	125.1	125.1	130.1	138.6	170.7	233.2	312.7
75°	106.5	103.1	98.0	98.0	99.7	101.4	103.1	106.5	108.2	111.5	125.1
77.5°	87.9	84.5	79.4	79.4	77.7	79.4	82.8	84.5	81.1	87.9	89.6
80°	67.6	62.5	60.8	60.8	59.2	57.5	57.5	57.5	59.2	62.5	64.2
82.5°	42.3	38.9	40.6	38.9	37.2	37.2	37.2	37.2	38.9	38.9	42.3
85°	20.3	20.3	22.0	20.3	16.9	16.9	15.2	13.5	15.2	13.5	16.9
87.5°	0.0	0.0	0.0	0.0	0.0	0.0	0.0	0.0	0.0	0.0	1.7
90°	0.0	0.0	0.0	0.0	0.0	0.0	0.0	0.0	0.0	0.0	0.0



REPORT NUMBER: P228807

CATALOG NUMBER: ISC-AF-1000-LED-E1-RW-7030

CANDELA DISTRIBUTION (continued):

	52.5°	55°	57.5°	60°	62.5°	65°	67.5°	70°	72.5°	75°	77.5°
0°	581.4	581.4	581.4	581.4	581.4	581.4	581.4	581.4	581.4	581.4	581.4
2.5°	578.0	581.4	579.7	581.4	578.0	581.4	576.3	581.4	579.7	581.4	578.0
5°	583.1	588.2	583.1	589.9	583.1	589.9	583.1	589.9	584.8	589.9	583.1
7.5°	588.2	598.3	591.5	600.0	591.5	601.7	591.5	601.7	594.9	603.4	591.5
10°	598.3	610.1	600.0	610.1	600.0	611.8	600.0	613.5	603.4	616.9	601.7
12.5°	606.8	620.3	610.1	623.7	608.5	627.0	611.8	632.1	615.2	635.5	615.2
15°	618.6	635.5	625.4	640.6	625.4	645.6	627.0	650.7	632.1	654.1	632.1
17.5°	635.5	654.1	640.6	659.2	642.3	664.2	643.9	669.3	650.7	672.7	650.7
20°	659.2	674.4	660.8	681.1	662.5	682.8	665.9	686.2	671.0	691.3	671.0
22.5°	686.2	699.7	689.6	701.4	684.5	701.4	684.5	701.4	689.6	706.5	689.6
25°	716.6	726.8	714.9	726.8	711.5	725.1	709.9	723.4	711.5	726.8	714.9
27.5°	757.2	762.3	748.7	758.9	740.3	753.8	736.9	750.4	738.6	752.1	743.7
30°	801.1	806.2	792.7	799.4	779.2	787.6	769.0	780.8	770.7	780.8	775.8
32.5°	850.1	856.9	841.7	845.1	828.2	829.9	814.6	819.7	811.3	814.6	813.0
35°	905.9	914.4	897.5	902.5	883.9	883.9	870.4	868.7	865.4	862.0	862.0
37.5°	976.9	980.3	966.8	966.8	944.8	944.8	927.9	927.9	921.1	914.4	911.0
40°	1054.6	1056.3	1034.4	1032.7	1010.7	1010.7	992.1	987.0	975.2	966.8	961.7
42.5°	1137.5	1135.8	1103.7	1107.0	1074.9	1076.6	1053.0	1047.9	1036.1	1025.9	1015.8
45°	1222.0	1215.2	1183.1	1181.4	1144.2	1145.9	1117.2	1113.8	1096.9	1086.8	1074.9
47.5°	1308.2	1304.8	1269.3	1260.8	1222.0	1220.3	1183.1	1183.1	1166.2	1156.1	1144.2
50°	1397.7	1396.1	1355.5	1350.4	1309.9	1303.1	1259.2	1259.2	1238.9	1235.5	1218.6
52.5°	1495.8	1489.0	1445.1	1443.4	1404.5	1399.4	1352.1	1348.7	1318.3	1316.6	1298.0
55°	1592.1	1580.3	1551.5	1538.0	1499.2	1497.5	1455.2	1446.8	1407.9	1407.9	1384.2
57.5°	1680.0	1669.9	1646.2	1634.4	1597.2	1592.1	1546.5	1546.5	1512.7	1511.0	1485.6
60°	1771.3	1774.6	1749.3	1744.2	1708.7	1707.0	1661.4	1661.4	1627.6	1625.9	1597.2
62.5°	1849.0	1882.8	1872.7	1876.1	1845.6	1840.6	1794.9	1791.5	1752.7	1747.6	1723.9
65°	1773.0	1891.3	1967.3	2018.0	2014.6	2013.0	1969.0	1962.3	1913.2	1899.7	1860.8
67.5°	1489.0	1642.8	1781.4	1933.5	2045.1	2129.6	2154.9	2144.8	2102.5	2063.7	2016.3
70°	997.2	1174.6	1350.4	1539.7	1730.7	1916.6	2107.6	2190.4	2278.3	2247.9	2239.4
71°	758.9	941.4	1117.2	1316.6	1519.4	1725.6	1960.6	2058.6	2236.1	2234.4	2280.0
72.5°	427.6	589.9	777.5	951.5	1142.5	1355.5	1597.2	1705.4	1960.6	2011.3	2143.1
75°	136.9	187.6	248.5	392.1	510.4	704.8	883.9	992.1	1161.1	1245.6	1429.9
77.5°	91.3	101.4	104.8	121.7	136.9	194.4	263.7	322.8	354.9	371.8	390.4
80°	65.9	71.0	74.4	82.8	84.5	94.6	94.6	104.8	103.1	109.9	104.8
82.5°	42.3	47.3	49.0	52.4	54.1	60.8	64.2	71.0	71.0	74.4	72.7
85°	20.3	23.7	23.7	27.0	27.0	32.1	32.1	37.2	37.2	42.3	40.6
87.5°	1.7	1.7	1.7	3.4	3.4	3.4	5.1	6.8	6.8	6.8	6.8
90°	0.0	0.0	0.0	0.0	0.0	0.0	0.0	0.0	0.0	0.0	0.0



REPORT NUMBER: P228807

CATALOG NUMBER: ISC-AF-1000-LED-E1-RW-7030

CANDELA DISTRIBUTION (continued):

	80°	82.5°	85°	87.5°	90°
0°	581.4	581.4	581.4	581.4	581.4
2.5°	583.1	581.4	583.1	579.7	583.1
5°	591.5	584.8	593.2	584.8	593.2
7.5°	605.1	596.6	606.8	593.2	605.1
10°	616.9	605.1	618.6	605.1	616.9
12.5°	637.2	618.6	640.6	618.6	640.6
15°	657.5	635.5	662.5	638.9	660.8
17.5°	676.1	655.8	681.1	657.5	679.4
20°	693.0	674.4	696.3	672.7	696.3
22.5°	709.9	698.0	714.9	698.0	714.9
25°	731.8	723.4	735.2	723.4	735.2
27.5°	757.2	753.8	760.6	752.1	762.3
30°	785.9	787.6	789.3	787.6	791.0
32.5°	821.4	829.9	826.5	826.5	826.5
35°	870.4	885.6	875.5	878.9	877.2
37.5°	916.1	938.0	924.5	929.6	926.2
40°	966.8	982.0	978.6	978.6	975.2
42.5°	1022.5	1041.1	1036.1	1037.7	1034.4
45°	1083.4	1100.3	1093.5	1091.8	1093.5
47.5°	1152.7	1171.3	1162.8	1161.1	1162.8
50°	1225.4	1247.3	1240.6	1237.2	1240.6
52.5°	1304.8	1331.8	1328.5	1325.1	1330.1
55°	1397.7	1423.1	1419.7	1423.1	1424.8
57.5°	1490.7	1519.4	1512.7	1521.1	1524.5
60°	1607.3	1624.2	1625.9	1627.6	1629.3
62.5°	1725.6	1732.4	1737.5	1742.5	1744.2
65°	1862.5	1864.2	1867.6	1862.5	1867.6
67.5°	1994.4	1982.5	1980.8	1985.9	1989.3
70°	2198.9	2198.9	2182.0	2205.6	2185.4
71°	2225.9	2258.0	2220.8	2273.2	2217.5
72.5°	2094.1	2153.2	2111.0	2158.3	2102.5
75°	1456.9	1593.8	1592.1	1659.7	1605.6
77.5°	403.9	378.6	403.9	348.2	333.0
80°	109.9	99.7	108.2	91.3	103.1
82.5°	72.7	62.5	60.8	49.0	52.4
85°	42.3	32.1	32.1	25.4	27.0
87.5°	6.8	1.7	6.8	3.4	5.1
90°	0.0	0.0	0.0	0.0	0.0

(END OF REPORT)